

DELTA

9,500L Rectangle - with seats

4,000mm x 2,300mm x 1,600mm

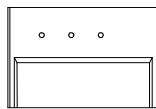
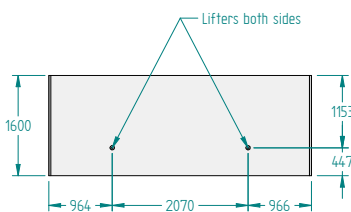
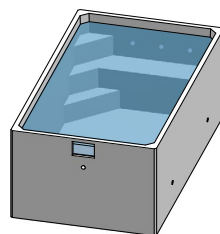
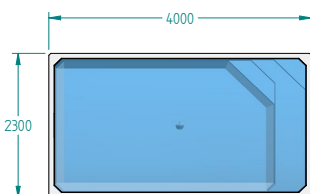


THE DELTA IS THE LARGEST POOL WE HAVE AVAILABLE IN OUR RECTANGLE POOL RANGE.

This pool is the perfect addition for your backyard as it can be installed above, semi in ground or fully in ground and includes a step/ seat area making it the perfect option for entertaining. This pool measures 4,000mm long x 2,300mm wide x 1,600mm high.

Our Plunge Pool range is available to purchase as either a DIY Kit- perfect for those who are handy and want to save a bit, or with the option of using one of our dealers/installers (selected areas).

With the option of using your pool all year round with optional upgrades such as heating: Heat Pump, Gas Heater or Solar, this plunge pool is the perfect addition to your backyard!



| | |
|--------------------------|---|
| OVERALL DIMENSIONS: | 4,000mm length x 2,300mm width x 1,600mm high |
| EXTERNAL HEIGHT: | 1,600mm |
| INTERNAL HEIGHT: | 1,490mm |
| WEIGHT SHELL ONLY: | 7,597kg approx. |
| WEIGHT TILED: (Optional) | 8,000kg approx. |
| TILE AREA: | 22.94m ² approx. |
| WATER HEIGHT: | 1,340mm |
| WATER VOLUME: | 9,500L |
| EQUIPMENT BRAND: | Astral Pool |

FINISHING OPTIONS:

Concrete - Must be sealed and waterproofed prior to adding your finish onsite and prior to filling with water. Failure to waterproof will void the warranty.

Tiles - Glass or ceramic available. Tiled in factory.

Aqualux Interior - Commercial grade Membrane interior.

Crystal Glass Interior - A stunning composite, hybrid crystal glass finish which features a tiled border for the pool along with tiled stepped border (when applicable) in your choice of ceramic or glass tiles.





PLUNGE POOL PACKAGES



This industry standard package is the ideal choice for customers who don't require the features of our upgraded packages. The Economy Package features high-end AstralPool equipment.



The Gold Package is our automatic system. This mineral pool package gives you the highest quality equipment with the least maintenance possible! It balances and doses itself and sends the readings to your smart phone!

| | | |
|---|---|---|
| Pump | CTX280 1HP Single Speed Pump | Viron P320XT Variable Speed Pump |
| Chlorinator | Viron E25 Chlorinator | Halo Chlor with Halo Doser & ORP & pH Bluetooth Probe |
| Chemical System | Salt (Not Included) | MagnaPool Mineral System |
| Filter Type | ZX75 Cartridge Filter | ZX250 Cartridge Filter |
| Connect 10 Control System | Not Required | Included |
| Internet Gateway | Not Required | Included |
| Light | ATOM Multicolour LED Light with Transformer | ATOM Multicolour LED Light with Transformer |
| Skimmer | APA Large Skimmer with Lid | APA Large Skimmer with Lid |
| Eyeball Return | Included | Included |
| Handover Kit | Included | Included |
| Pre Plumb | Light, Returns & Manifold | Light, Returns & Manifold |
| Engineering Structural Certificate | Included | Included |
| Hydraulics Certificate | Included | Included |

* Specifications are subject to change

AVAILABLE UPGRADES



ECO INVERTER iHP 12kW HEAT PUMP



ICI 200 OR ICI 400 LPG OR NATURAL GAS HEATER



AQUALUX POOL INTERIOR



ZODIAC TX35 TORNAX ROBOTIC POOL CLEANER



SPA JETS X 6



SUPER SWIM POLE



EXTRA LIGHT - ATOM MULTICOLOUR LED



HARD COVERS AND SOFT COVERS



GLASS TILES



PLUMBING SKID